

ВЫВОДНОЙ СВЕТОДИОД КРУГЛЫЙ

ARL-3014URBC-B

FEATURES

- Electricity control IC embedded.
- Fancy, fun, hottest in the market.
- Lens size with 5/8/10 mm options.
- Viewing angles 40°.
- Operating voltage range: DC 3–5 V.
- Blinking frequency: 1.8 Hz.
- Frequency tolerance: ±20%.
- RoHS compliant.

DESCRIPTIONS

- New trend creations.
- Low energy consumptions.
- Low maintenance costs.
- High application design flexibility.
- High reliability.

APPLICATIONS

- Toys / sports utilities.
- Miniature key chains.
- Effect lights.
- Display / decoration lights.
- Electronic displays and signals.
- Interior decoration lights.
- Indicator lights.
- Solar energy lights / garden lights.

DEVICE SELECTION GUIDE

LED Part No.	CHIP		Lens Color
	Material	Emitted Color	
ARL-3014URBC-B	AlGaInP	Red	Water clear
	InGaN	Blue	



3 mm



CLEAR



USAGE NOTES:

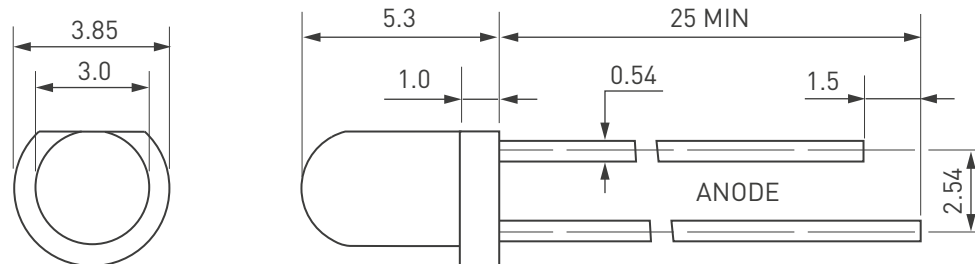
Surge will damage the LED.

When using LED, it must use a protective resistor in series with DC current about 20 mA.



ATTENTION!
ELECTROSTATIC SENSITIVE DEVICES.
OBSERVE PRECAUTIONS FOR HANDLING.

PACKAGE DIMENSIONS



Unit: mm.

Notes:

Other dimensions are in millimeters, tolerance is 0.25 mm except being specified.

Protruded resin under flange is 1.5 mm Max LED.

Bare copper alloy is exposed at tie-bar portion after cutting.

ABSOLUTE MAXIMUM RATING ($T_A = +25^\circ\text{C}$)

Parameter	Symbol	Absolute Maximum Rating	Unit
Forward Pulse Current	I_{FPM}	100	mA
Forward Current	I_{FM}	30	mA
Reverse Voltage	V_R	5	V
Power Dissipation	P_D	140	mW
Operating Temperature	T_{opr}	-40... +80	$^\circ\text{C}$
Storage Temperature	T_{stg}	-40... +100	$^\circ\text{C}$
Soldering Heat (5s)	T_{sol}	260	$^\circ\text{C}$

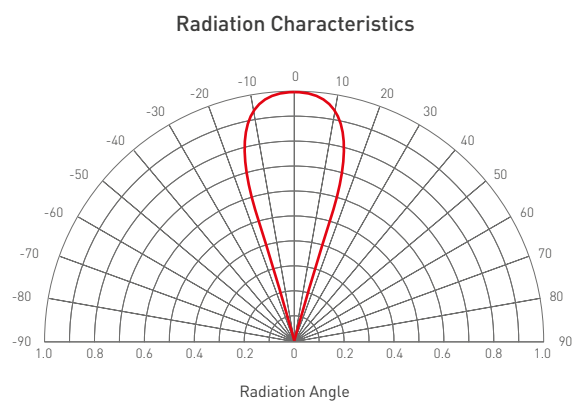
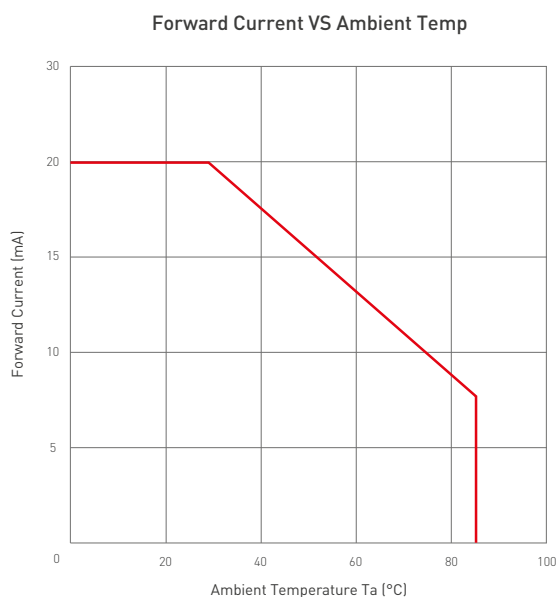
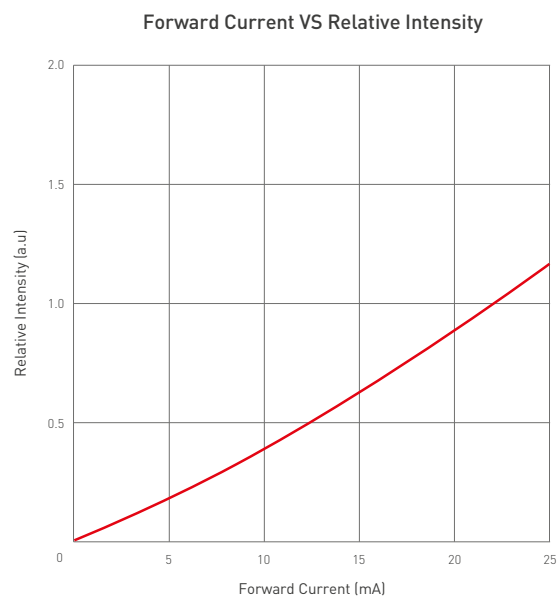
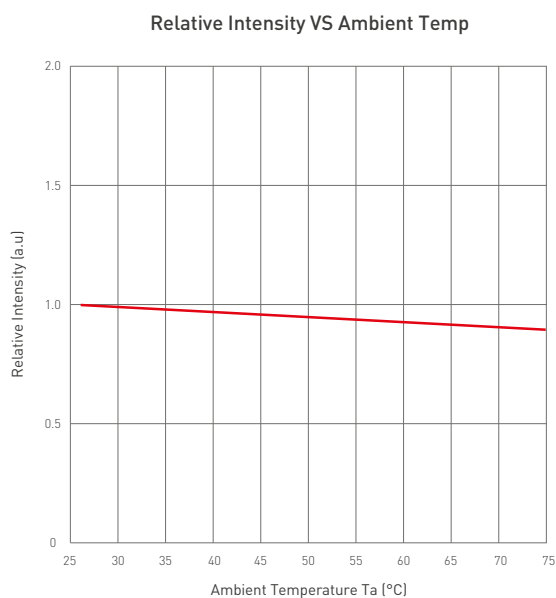
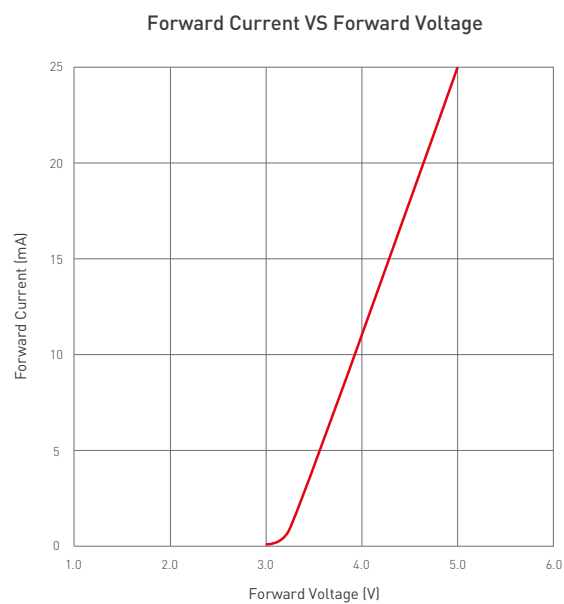
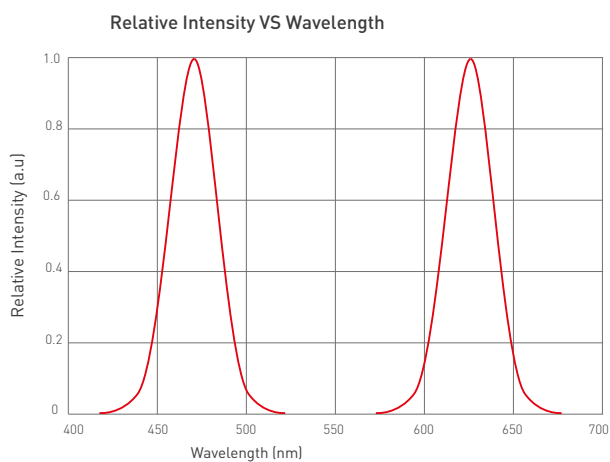
ELECTRO-OPTICAL CHARACTERISTICS ($T_A = +25^\circ\text{C}$)

Parameter	Symbol	Device	Min.	Typ.	Max.	Unit	Test Condition
Luminous Intensity	I_v	Red	1000	—	2500	mcd	$I_f=20\text{mA}$
		Blue	1000	—	2000		
Viewing Angle	$2\theta_{1/2}$	Red	—	40	—	Deg	(Note 1)
		Blue	—	40	—		
Peak Emission Wavelength	λ_p	Red	620	625	630	nm	$I_f=20\text{mA}$
		Blue	460	465	470		
Spectral Line Half-Width	$\Delta\lambda$	Red	25	30	35	nm	$I_f=20\text{mA}$
		Blue	30	35	40		
Forward Voltage	V_F	Red	3.0	—	5.0	V	$I_f=20\text{mA}$
		Blue					
Reverse Current	I_R	Red	—	—	10	μA	$V_R=5\text{V}$
		Blue					
Blinking Frequency				1.8		Hz	$V_R=5\text{V}$

Note:

- Luminous intensity is measured with a light sensor and filter combination that approximates the CIE eye-response curve.
- $\theta_{1/2}$ is the off-axis angle at which the luminous intensity is half the axial luminous intensity.

TYPICAL ELECTRO-OPTICAL CHARACTERISTICS CURVES



NOTES

1. Above specification may be changed without notice. Hyled will reserve authority on material change for above specification.
2. When using this product, please observe the absolute maximum ratings and the instructions for using outlined in these specification sheets. Hyled assumes no responsibility for any damage resulting from use of the product which does not comply with the absolute maximum ratings and the instructions included in these specification sheets.
3. These specification sheets include materials protected under copyright of Hyled corporation. Please don't reproduce or cause anyone to reproduce them without Hyled's consent.